

Prox'N'Roll

a SpringCard 2008 device



Agenda

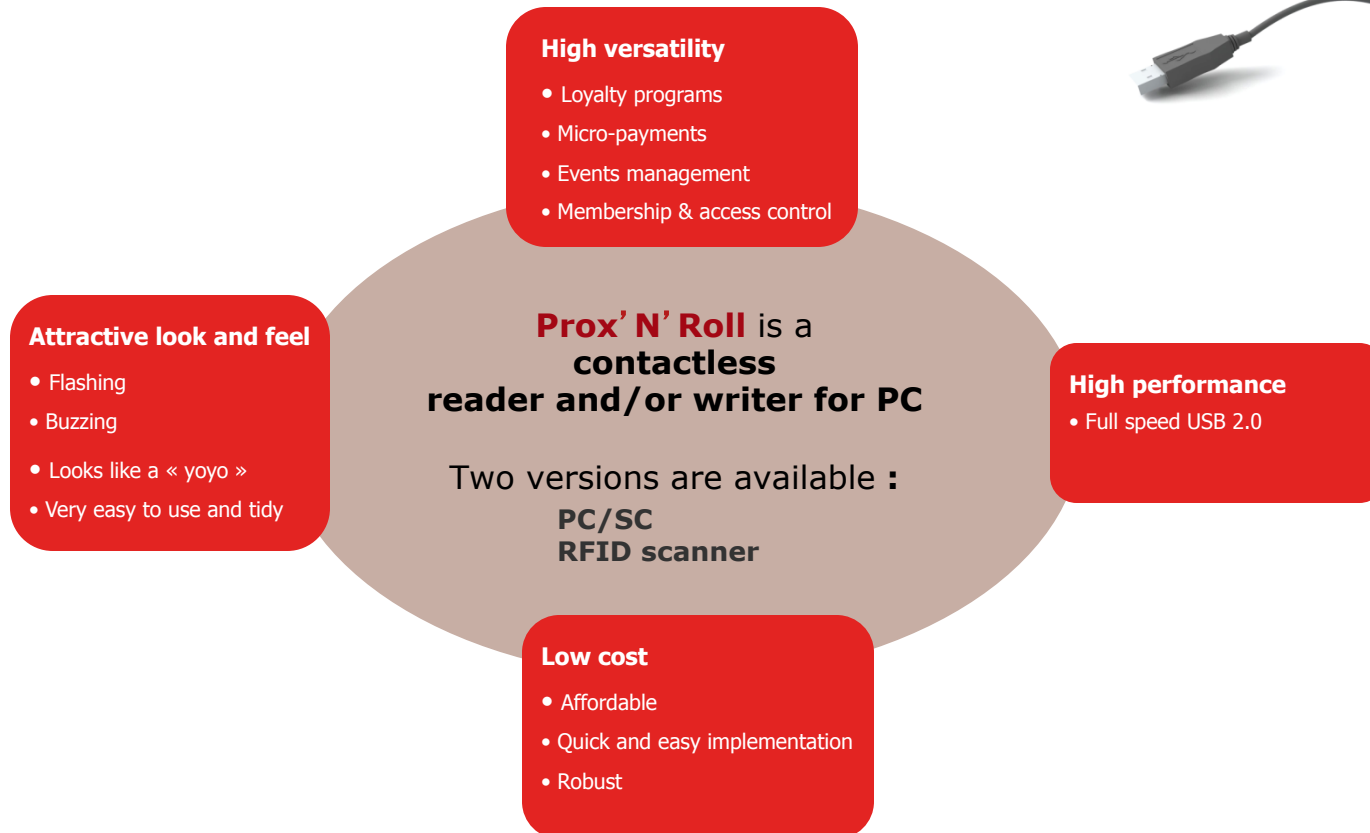
- Product overview
- Prox'N'Roll PC/SC
- Prox'N'Roll RFID Scanner
- Demo time !
- Appendix 1 : Security issue. How to secure the reader configuration?
- Appendix 2 : Creating master cards





Product overview

Prox'N'Roll assets



Prox'N'Roll versions

About the two versions available :



Version 1 : PC/SC mode

- Contactless smartcard reader/writer (13.56MHz range)
- **PC/SC** : standard USB CCID standard (Windows2000, XP, Vista, Linux)
- SpringCard's PC/SC SDK available for free on our website

Version 2 : RFID scanner mode

- Contactless smartcard reader (13.56MHz)
- USB HID Class : keyboard emulator that reads the card and writes its serial number on any text editor
- Any other information than the serial number can be retrieved by « flashing » the Prox'N'Roll with a Master Smartcard



Prox'N'Roll PC/SC mode

Product scope



Prox'N'Roll PC/SC:

- Is a whole-featured versatile, affordable, robust **contactless smartcard reader/writer** (13.56MHz range)
- Supports **USB 2.0 full speed** (12Mbps), and fastest smartcard baud rate (**848kbps**)
- Handles **any ISO 14443 (type A, B and B')** and **ISO 15693** compliant smartcards or tags

Supported contactless cards/tags

- **NXP (Philips) : ICODE1, ICODE-SLI, Mifare Classic and UltraLight, Desfire, ProX, SmartMX,**
- **Texas Instrument : TagIT,**
- **ST MicroElectronics : SR176, SRiX, LRI etc**
- **ASK CTS256B and CTS512B,**
- **HID iClass and Inside PicoTag (serial number only),**
- **MultOS or JavaCard T=CL cards,**
- **Calypso transportation cards,**
- **NFC mobile phones or other NFC-capable objects (tag emulation mode)**

PC/SC mode



Prox'N'Roll PC/SC is compliant with the standardized smartcard reader API called PC/SC that allows developers to work with contactless cards (including Mifare and other wired-logic chips) as easily as if they were classical T=0 or T=1 contact cards.

Interoperability of applications and readers.

Use the Prox'N'Roll with an application from our **free PC/SC Quickstart**.

Program your own PC/SC software using our **free PC/SC SDK**.

How to use Prox'N'Roll PC/SC on Windows?



Examples of application

- Loyalty programs,
- Micro-payment,
- Card issuing desk,
- User identification,
- and more

Procedure

- 1/** Plug in your Prox'N'Roll
- 2/** Install the Microsoft driver :
USB smartcard reader
- 3/** Launch your PC/SC application or an example of application* provided by SpringCard :

**Your Prox'N'Roll PC/SC device is ready-to-use.
You can present a card to the reader/writer!!**

*** All the softwares download link :**
<http://www.springcard.com/download/proxnroll.html>

Prox'N'Roll : Demo Time !

- **QuickStart applications : PCSC Diag, MifareTool**
- **Epassport reading : Golden Reader (PC/SC Compatible)**



Prox'N'Roll RFID scanner version

Product scope



Prox'N'Roll RFID scanner :

- Contactless **reader device emulating keyboard entries** : displays instantaneously smartcard serial numbers on any text editor!
- **ZERO installation** : completely autonomous!!!
- Handles any **ISO 14443 (type A, B and B')** or **ISO 15693** compliant smartcards/tags!

Supported contactless cards/tags

- **NXP (Philips)** : **ICODE1, ICODE-SLI, Mifare Classic and UltraLight, Desfire, ProX, SmartMX,**
- **Texas Instrument** : **TagIT,**
- **ST MicroElectronics** : **SR176, SRiX, LRI etc**
- **ASK CTS256B and CTS512B,**
- **HID iClass and Inside PicoTag (serial number only),**
- **MultOS or JavaCard T=CL cards,**
- **Calypso transportation cards,**
- **NFC mobile phones or other NFC-capable objects** (*tag emulation mode*)

How to use Prox'N'Roll RFID scanner?



Procedure

- 1/ Plug in your Prox'N'Roll RFID Scanner
- 2/ Open a text editor

**Your Prox'N'Roll device is ready-to-use.
You can present the card you want to read to the scanner!!!**

Examples of application

- Identify and authenticate cards/tags
- Manage events by monitoring/identifying attendees
- Replace bar codes/manual data entry for **fast inventories**

Example : How to read a name?



Example1

- Card type : Mifare
- Target data location : sector 1 block 0
- Size : 16 bytes
- AZERTY keyboard

User 2:
« Lysa »

User 1:
« Mary »



Example2

- Card type : Desfire 4k
- AID : XXX
- File identifier : xxx
- Offset : xxx
- Length : xxx bytes
- Size : 32 bytes
- Authentication key : xxxx
- Algorithm : HMAC-MD5
- Azerty keyboard

Creating master card : Reading user names on Mifare and Desfire 4k cards

Master card configuration

The Desfire 4k is now configured
as a master card !!!



Master card with
config info

Config info

For Mifare cards :

- Target data location : sector 1, block 0
- Size : 16 bytes
- Azerty keyboard

For Desfire 4k cards :

- AID : XXX
- File identifier : xxx
- Offset : xxx
- Length : xxx bytes
- Size : 32 bytes
- Authentication key : xxxx
- Algorithm : HMAC-MD5
- Azerty keyboard

Download and install configuration tool on the page :
<http://www.springcard.com/download/proxnroll.html>

Prox'N'Roll RFID scanner configuration

Configuring Prox'N'Roll RFID scanner



Reader is configured and reads names in Mifare and Desfire 4k cards



Prox'N'Roll supports 4 different templates!!



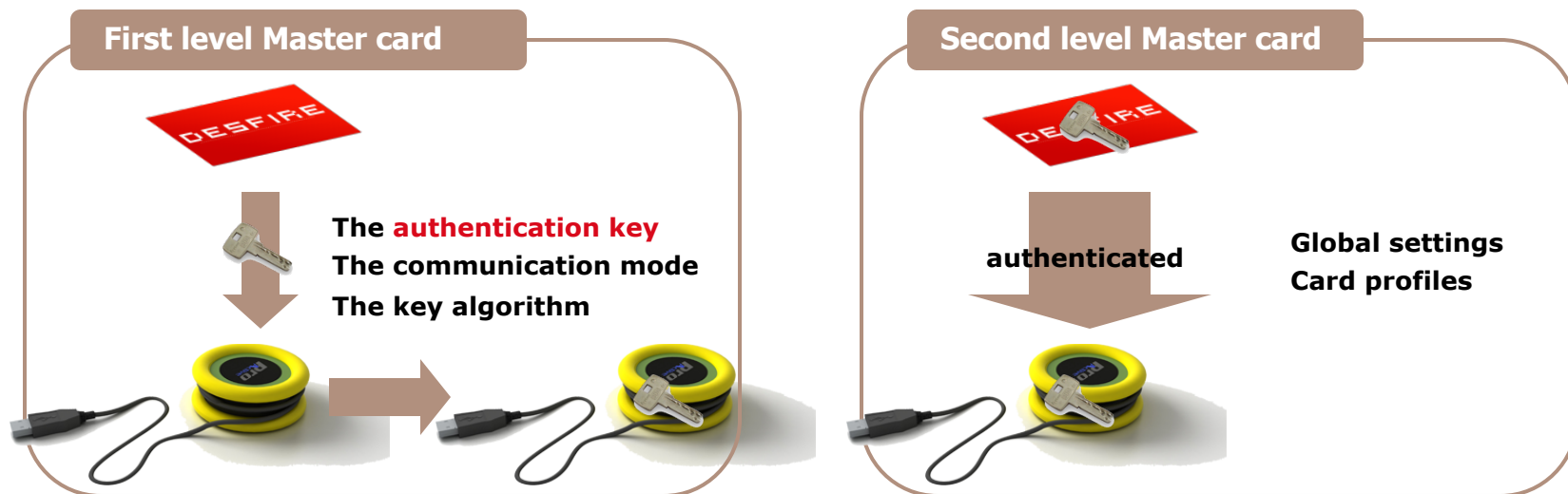
Prox'N'Roll Demo time !

- How to configure the RFID scanner to read other data than the serial number of the card

Appendix 1 : Security issue

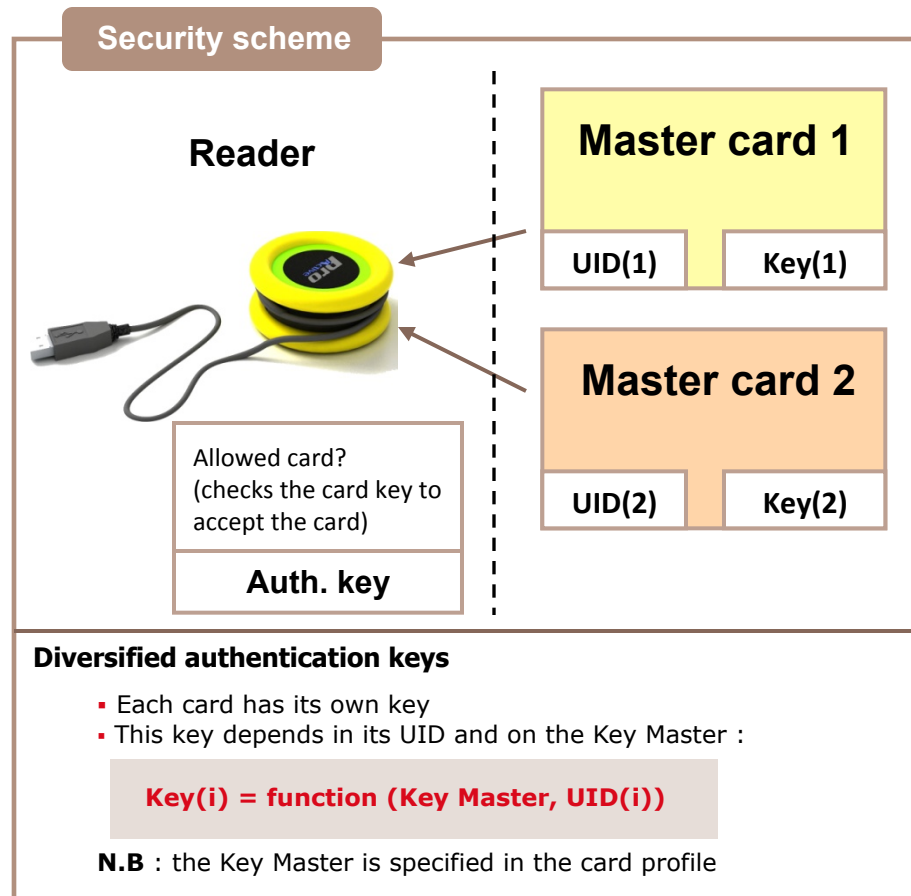
How to secure the reader configuration?

- In fact, there are different kinds of master cards :
 - First level Master card
 - Second level Master card
 - Erase Master card



Appendix 1 (cont.): Security issue

How to secure the reader configuration?



Appendix 2 : Creating master card

Configuration file creation :

Master card creation :
Prox'N'Roll PC/SC

The Desfire is now configured



Configuration file :
MyConfig.ini

- Download [sq844p-da.exe](http://www.springcard.com/download/proxnroll.html) on the page : <http://www.springcard.com/download/proxnroll.html>
- Install the configuration tool



Desfire 4k

Configuration
information

Master card with
config info

Mifare cards

- Target data (name) location : sector 1, block 0
- Size : 32 bytes
- AZERTY keyboard

Desfire 4k cards

- Target data location : XXXXX
- Size : XXXXX
- AZERTY Keyboard

C:\Program Files\SpringCard\SQ844P>cfgfilecreator.exe -c MyConfig.ini

Contact us

SpringCard

HEADQUARTERS, EUROPE

13 voie la Cardon
Parc Gutenberg
91120 Palaiseau
France

Phone : +33 (0) 164 53 20 10
Fax : +33 (0) 164 53 20 18

SpringCard

AMERICAS

964 Fifth Avenue
Suite 235
San Diego, CA 92101
USA

Phone : +1 (619) 544 1450
Fax : +1 (619) 573 6867



DISCLAIMER

This document is provided for informational purposes only and shall not be construed as a commercial offer, a license, an advisory, fiduciary or professional relationship between Pro-Active and you. No information provided in this document shall be considered a substitute for your independent investigation. The information provided in document may be related to products or services that are not available in your country. This document is provided "as is" and without warranty of any kind to the extent allowed by the applicable law. While PRO ACTIVE will use reasonable efforts to provide reliable information, we don't warrant that this document is free of inaccuracies, errors and/or omissions, or that its content is appropriate for your particular use or up to date. PRO ACTIVE reserves the right to change the information at any time without notice. PRO ACTIVE does not warrant any results derived from the use of the products described in this document. PRO ACTIVE will not be liable for any indirect, consequential or incidental damages, including but not limited to lost profits or revenues, business interruption, loss of data arising out of or in connection with the use, inability to use or reliance on any product (either hardware or software) described in this document. These products are not designed for use in life support appliances, devices, or systems where malfunction of these product may result in personal injury. PRO ACTIVE customers using or selling these products for use in such applications do so on their own risk and agree to fully indemnify PRO ACTIVE for any damages resulting from such improper use or sale.

COPYRIGHT NOTICE

SPRINGCARD, the SPRINGCARD logo, PRO ACTIVE and the PRO ACTIVE logo are registered trademarks of PRO ACTIVE SAS.

All other trademarks are property of their respective owners.

Information in this document is subject to change without notice. Reproduction without written permission of PRO ACTIVE is forbidden.

All information in this document is either public information or is the intellectual property of PRO ACTIVE and/or its suppliers or partners. You are free to view and print this document for your own use only. Those rights granted to you constitute a license and not a transfer of title : you may not remove this copyright notice nor the proprietary notices contained in this documents, and you are not allowed to publish or reproduce this document, either on the web or by any mean, without written permission of PRO ACTIVE.

Copyright © PRO ACTIVE SAS 2008, all rights reserved.

EDITOR'S INFORMATION

Published by **PRO ACTIVE SAS** company with a capital of 227 000 €
RCS EVRY B 429 665 482
NAF 722C
VAT# : FR 27 429 665 482