

# M519-SUV

---

## Getting Started Guide

### *Headquarters, Europa*

**SpringCard SAS**  
2, voie la Cardon  
Parc Gutenberg  
91120 Palaiseau  
FRANCE

Phone : +33 (0)1 64 53 20 10

### *Americas*

**SpringCard Inc.**  
185 Alewife Brook Parkway,  
ste 210  
Cambridge, MA 02138  
USA

Email : [sales@springcard.com](mailto:sales@springcard.com)


[www.springcard.com](http://www.springcard.com)

## Document identification

Category	User manuals
Group	PN5190 family
Reference	PMI24096
Version	AA
Status	Initial release
Key-words	PC/SC, Smart Reader, SpringProx Legacy, RS-232, RS-TTL, RS-485, SDK
Abstract	Getting started with M519-SUV reader
Document name	M519-SUV Getting Started Guide (EN)
Date	13/08/2024

## Revision history

Version	Date	Author.	Valid. by		Appr. par	Remarks
			Techn.	Qualit.		
AA	13/08/24	CFE	XXX	XXX	XXX	



# 1	M519 module
# 2	Antenna (front)
# 3	Antenn (rear)
# 4	<b>USB JST 5PTS</b> connector
# 5	JST 8PTS serial link connector
	To use the product in USB mode, connect it to the host system via J2 (#4). To use the product in Serial mode, connect it to the host system via J1 (#5). <b>Never power the product through both J1 and J2 simultaneously.</b>

## Table of content

<b>Document identification</b>	<b>2</b>
<b>Revision history</b>	<b>2</b>
<b>1. OVERVIEW</b>	<b>5</b>
<b>2. HARDWARE INSTALLATION</b>	<b>7</b>
<b>3. SOFTWARE INSTALLATION</b>	<b>7</b>
3.1 USB communication	8
3.2 Communication via Serial Interface (RS-TTL, RS-232, RS-485)	9
<b>LEGAL INFORMATION</b>	<b>11</b>

## 1. OVERVIEW

The M519-SUV is available under several order codes, each of them corresponding to a specific factory configuration. The factory configuration defines both:

- The electrical level of the Serial interface (RS-TTL, RS-232, or RS-485)
- The operating mode and communication protocol used by the module (CCID PC/SC, Smart Reader, RFID Scanner, etc.).

Please ensure that the order code on the label matches the one you ordered. Refer to the table below to verify the factory configuration :


Order code	Product description	Host connection	Option (Protocol)
SC23137	M519-SUV (PC/SC   USB)	USB	
SC23219	M519-SUV (PC/SC   RS-TTL)	Serial	
SC23220	M519-SUV (PC/SC   RS-232)	Serial	
SC23221	M519-SUV (RFID Scanner AZERTY)	USB	
SC23222	M519-SUV (RFID Scanner QWERTY)	USB	
SC23223	M519-SUV (RDR   RS-TTL)	Serial	Mk1, JSON, \$SCRDR
SC23224	M519-SUV (RDR   RS-232)	Serial	Mk1, JSON, \$SCRDR
SC23225	M519-SUV (RDR   RS-485)	Serial	Mk1, JSON, \$SCRDR
SC23227	M519-SUV (SpringProx Legacy   RS-232)	Serial	

**Note :** The configuration of the M519-SUV may have been altered since it left the factory. If in doubt, connect the M519-SUV via USB and use the SpringCard Companion software to restore the factory configuration corresponding to the order code indicated on the label.

## 2. HARDWARE INSTALLATION

---

The M519-SUV product in USB mode uses a JST 5-pin to USB-A cable, 1.5 meters in length (Part No. SC15252, available for purchase from SpringCard). Do not wrap the cable around the product, avoid proximity to sources of electromagnetic interference, and do not use an USB extension cord.



If you choose a different USB connector, please have its performance validated by SpringCard.

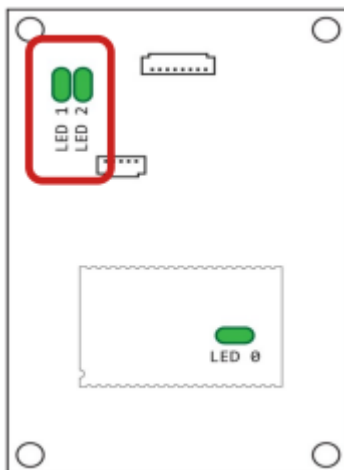
The M519-SUV in Serial mode uses an 8-pin JST cable. SpringCard offers two models, each 300 mm in length :

- JST 8-pin to free wires (1 mm pitch), part number SC15046
- JST 8-pin to JST 8-pin (1 mm pitch), part number SC15145

You can visit this Farnell supplier [link](#) if you wish to create your own JST connector.

SpringCard also offers a [USB-to-Serial interface](#) that can be configured to RS-TTL, RS-232, or RS-485 to match the serial protocol defined on the M519-SUV and allow connection to a PC. The part number for this interface is SC24051.

**Note** : If you are unsure of the electrical level of the Serial interface (RS-TTL, RS-232, or RS-485) of the device after multiple adjustments or tests, you can determine its current configuration by observing the LED sequence during power-up :



LED 1	LED 2	Serial interface	Remark
ON	ON	RS-TTL	
ON	OFF	RS-232	
OFF	ON	RS-485	
OFF	OFF	RS-TTL	Invalid configuration, should not occur

### 3. SOFTWARE INSTALLATION

In general, the M519-SUV is a peripheral dependent on an application running on the host. During the integration phase, the developer of the end-application will follow the application notes and/or use the SDKs associated with the M519-SUV, either directly or through a driver.

The following sections are designed to help you explore the M519-SUV and its usage until the end-application becomes available.

### 3.1 USB communication

---

The relevant part numbers are as follows: SC23137, SC23221, SC23222.

#### 3.1.1 SC23137

On Windows, the M519-SUV in CCID (PC/SC) configuration is supported by the SpringCard USB PC/SC driver SD16055, starting from version 22.09. The driver can be installed via Windows Update and is also available as a setup package for automatic deployment.

The product SC23137 (M519-SUV (PC/SC | USB)) shares the same driver (part number SD16055) as all other SpringCard USB PC/SC couplers. The link to the driver is available here:

<https://www.springcard.com/en/download/find/file/sd16055>

**Note :** Without user intervention to prompt Windows Update immediately after connecting the M519-SUV to the computer, Windows often associates it with its default CCID driver rather than downloading the official SpringCard driver. The default driver has several limitations that make it less satisfactory in use. If needed, force an update check for drivers on Windows Update or use the setup package to ensure the correct driver is installed.

**Advice for network administrators :** The driver installation can proceed unattended using the command line switch /SILENT.

#### On Linux, other UNIX systems and macOS

The product is fully supported by the open-source project through its CCID driver starting from version 1.5.3. Please refer to the following page for more information :

<https://pcsclite.apdu.fr/>

Technical articles related to using SpringCard couplers with PCSC-Lite are compiled here :

<https://tech.springcard.com/guides/pcsc-unix-with-pcsclite/>

Our PC/SC SDK, which includes projects and tools, is available at the following link :

<https://www.springcard.com/en/download/find/file/pcsc-sdk>



### 3.1.2 SC23221 and SC23222

The products SC23221 (M519-SUV (USB RFID Scanner AZERTY)) and SC23222 (M519-SUV (USB RFID Scanner QWERTY)) operate in keyboard emulation mode. The product is autonomous in reading card data and transmitting it to the PC as keystroke sequences, as if an operator were typing them on a keyboard.

By default, the M519-SUV RFID Scanner reads the protocol serial numbers (UIDs) of all supported technologies. To retrieve user data from the cards, you need to configure its Card Processing Templates.

SpringCard Companion allows you to create and apply configurations to the products. To apply a configuration without user intervention, you can also use SpringCoreConfig.exe via command line. The software and installation procedure can be found here :

<https://tech.springcard.com/2021/getting-started-with-springcard-companion/>

## 3.2 Communication via Serial Interface (RS-TTL, RS-232, RS-485)

---

The relevant part numbers are as follows: SC23219, SC23220, SC23223, SC23224, SC23225, SC23227.

### 3.2.1 SC23219 and SC23220

The operating mode of the SC23219 (M519-SUV (PC/SC | RS-TTL)) and SC23220 (M519-SUV (PC/SC | RS-232)) products introduced this year supports a streamlined version of the PC/SC system over a serial link.

Following the development of PC/SC drivers for USB, Bluetooth, and Ethernet, the SpringCard engineering team has created a new library (PCSC-Lite over Serial Link) to enable serial devices to communicate with contactless cards according to the PC/SC standard from a microcontroller, with or without a real-time kernel. For implementations on embedded processors under Linux or similar systems, using the USB interface is generally simpler.

This library is available here :

<https://github.com/springcard/springcard-ccid-serial>

The use of this operating mode is detailed in document PNA23174.

<https://www.springcard.com/en/download/find/file/pna23174>

### 3.2.2 SC23223, SC23224 and SC23225

By default, the M519-SUV Smart Reader reads the protocol serial numbers (UIDs) of all supported technologies. To retrieve user data from the cards, you need to configure its Card Processing Templates.

SpringCard Companion allows you to create and apply configurations to the products. To apply a configuration without user intervention, you can also use SpringCoreConfig.exe via the command line.

### 3.2.3 SC23227 (M519-SUV (SpringProx Legacy | RS-232))

The SpringProx Legacy protocol is the historical protocol used by the first SpringCard products nearly 25 years ago. It is recommended not to use it anymore.

Our SDK includes reference codes for sample applications, which can be compiled on most operating systems, including embedded Linux systems.

<https://www.springcard.com/en/download/find/file/springprox-sdk>

The application note is detailed in the document below :

[https://files.springcard.com/pub/\[pna23189-aa\]\\_using\\_the\\_m519\\_in\\_springprox\\_legacy\\_mode.pdf](https://files.springcard.com/pub/[pna23189-aa]_using_the_m519_in_springprox_legacy_mode.pdf)

## Need Help ?

Please use the online version at <https://www.springcard.com/en/contact?request=support> for all your support requests.

SpringCard also offers development and consulting services. Visit <https://www.springcard.com/en/services> for more details or contact us at [sales@springcard.com](mailto:sales@springcard.com)

## LEGAL INFORMATION

### DISCLAIMER

This document is provided for informational purposes only and shall not be construed as a commercial offer, a license, an advisory, fiduciary or professional relationship between SPRINGCARD and you. No information provided in this document shall be considered a substitute for your independent investigation. The information provided in the document may be related to products or services that are not available in your country.

This document is provided "as is" and without warranty of any kind to the extent allowed by the applicable law. While SPRINGCARD will use reasonable efforts to provide reliable information, we don't warrant that this document is free of inaccuracies, errors and/or omissions, or that its content is appropriate for your particular use or up to date. SPRINGCARD reserves the right to change the information at any time without notice.

SPRINGCARD doesn't warrant any results derived from the use of the products described in this document. SPRINGCARD will not be liable for any indirect, consequential or incidental damages, including but not limited to lost profits or revenues, business interruption, loss of data arising out of or in connection with the use, inability to use or reliance on any product (either hardware or software) described in this document.

These products are not designed for use in life support appliances, devices, or systems where malfunction of these products may result in personal injury. SPRINGCARD customers using or selling these products for use in such applications do so on their own risk and agree to fully indemnify SPRINGCARD for any damages resulting from such improper use or sale.

### INFORMATION ABOUT THE BRAND

SPRINGCARD, the SPRINGCARD logo are registered trademarks of SPRINGCARD SAS. All other brand names, product names, or trademarks belong to their respective holders. Information in this document is subject to change without notice. Reproduction without written permission of SPRINGCARD is forbidden.

### COPYRIGHT NOTICE

All information in this document is either public information or is the intellectual property of SPRINGCARD and/or its suppliers or partners.

You are free to view and print this document for your own use only. Those rights granted to you constitute a license and not a transfer of title : you may not remove this copyright notice nor the proprietary notices contained in these documents, and you are not allowed to publish or reproduce this document, either on the web or by any means, without written permission of SPRINGCARD.

Copyright © SPRINGCARD SAS 2018, all rights reserved.

### EDITOR'S INFORMATION

SPRINGCARD SAS company with a capital of 227 000 €

RCS EVRY B 429 665 482

Parc Gutenberg, 2 voie La Cardon

91120 Palaiseau – FRANCE

### CONTACT

For more information and to locate our sales office or distributor in your country or area, please visit [www.springcard.com](http://www.springcard.com)